




Beauty • Strength • Durability
Virtually Maintenance Free • Lifetime Warranty

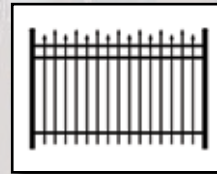


HUNDRED SERIES




Model 0131 - 3 Rail - with Spears

Heights: 36", 42", 48" & 60" • Length: 6' Sections



Model 0132 - 3 Rail - w/Alt. Spears


Heights: 36", 42", 48" & 60" • Length: 6' Sections



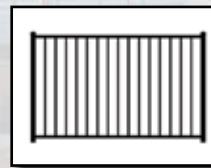
Model 0141 - 4 Rail - with Spears

Height: 72" • Length: 6' Sections

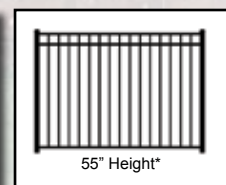
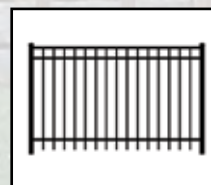
RESIDENTIAL ALUMINUM FENCE



Model 0142 - 4 Rail - w/Alt. Spears
Height: 72" • Length: 6' Sections

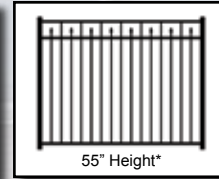
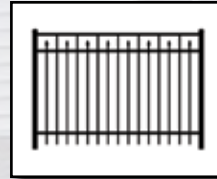


Model 0220 - 2 Rail - Flat Top
Height: 48"* • Length: 6' Sections

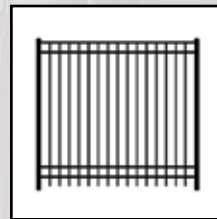


Model 0230 - 3 Rail - Flat Top
Heights: 36", 42", 48", 55"* & 60" •
Length: 6' Sections

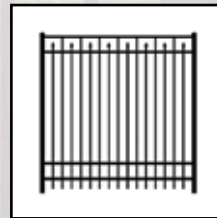
HUNDRED SERIES



Model 0233 - 3 Rail - Flat Top w/Alt. Spears
Heights: 36", 42", 48", 55"* & 60" • Length: 6' Sections



Model 0240 - 4 Rail - Flat Top
Height: 72" • Length: 6' Sections



Model 0243 - 4 Rail - Flat Top w/Alt. Spears
Height: 72" • Length: 6' Sections

* Meets National Pool Code Requirements for Height and Spacing.
Check Local Pool Code Requirements.

RESIDENTIAL ALUMINUM FENCE

- **Verified AAMA 2604-10 Compliant Powder Coated Aluminum Fence.**

Posts: 6063 - T5

Rails: 6063 - T6

Pickets: 6063 - T52

- **No Screws -**

Patented Hidden E-Clip

(Patent #US 7,152,849 B2)

Patented Rail Locks

(Patent #US 7,134,647 B2)

- **Gates - All Rails and Pickets are Welded.**

- **Lifetime Warranty[§].**

- **Standard Sections... Rack - 24" in 6'.**

- **Assembled Sections for Quick Installation.**

- **Eliminate Freight Damage with Company Owned Trucks and Securely Packaged Loads.**

§ 30-Year for Government, Municipalities and Corporations

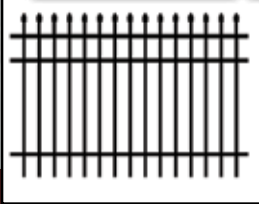




SPECIFICATIONS

Hundred Series


	0131	0132	0141	0142	0220
Fence Heights	36", 42", 48", 60"	36", 42", 48", 60"	72"	72"	48**
Posts	2" x 2" x .060" wall w/6' centers	2" x 2" x .060" wall w/6' centers	2" x 2" x .090" wall w/6' centers	2" x 2" x .090" wall w/6' centers	2" x 2" x .060" wall w/6' centers
Gate Posts	2" x 2" (.060) w/Inserts = .190 Wall	2" x 2" (.060) w/Inserts = .190 Wall	2" x 2" (.090) w/Inserts = .220 Wall	2" x 2" (.090) w/Inserts = .220 Wall	2" x 2" (.060) w/Inserts = .190 Wall
Post Caps	2" Flat Cap/Standard 2" Ball Cap/Optional	2" Flat Cap/Standard 2" Ball Cap/Optional	2" Flat Cap/Standard 2" Ball Cap/Optional	2" Flat Cap/Standard 2" Ball Cap/Optional	2" Flat Cap/Standard 2" Ball Cap/Optional
Rails	1" Height x .080" Wall x 1 1/8" Width x .055" Wall	1" Height x .080" Wall x 1 1/8" Width x .055" Wall	1" Height x .080" Wall x 1 1/8" Width x .055" Wall	1" Height x .080" Wall x 1 1/8" Width x .055" Wall	1" Height x .080" Wall x 1 1/8" Width x .055" Wall
Pickets	5/8" x 5/8" x .045" Wall	5/8" x 5/8" x .045" Wall	5/8" x 5/8" x .045" Wall	5/8" x 5/8" x .045" Wall	5/8" x 5/8" x .045" Wall
Picket Spacing	3.792" between Pickets	3.792" between Pickets	3.792" between Pickets	3.792" between Pickets	3.792" between Pickets
Finial Option	Triad, Quad	Triad, Quad	Triad, Quad	Triad, Quad	
	0230	0233	0240	0243	
Fence Heights	36", 42", 48", 55", 60"	36", 42", 48", 55", 60"	72"	72"	
Posts	2" x 2" x .060" wall w/6' centers	2" x 2" x .060" wall w/6' centers	2" x 2" x .090" wall w/6' centers	2" x 2" x .090" wall w/6' centers	
Gate Posts	2" x 2" (.060) w/Inserts = .190 Wall	2" x 2" (.060) w/Inserts = .190 Wall	2" x 2" (.090) w/Inserts = .220 Wall	2" x 2" (.090) w/Inserts = .220 Wall	
Post Caps	2" Flat Cap/Standard 2" Ball Cap/Optional	2" Flat Cap/Standard 2" Ball Cap/Optional	2" Flat Cap/Standard 2" Ball Cap/Optional	2" Flat Cap/Standard 2" Ball Cap/Optional	
Rails	1" Height x .080" Wall x 1 1/8" Width x .055" Wall	1" Height x .080" Wall x 1 1/8" Width x .055" Wall	1" Height x .080" Wall x 1 1/8" Width x .055" Wall	1" Height x .080" Wall x 1 1/8" Width x .055" Wall	
Pickets	5/8" x 5/8" x .045" Wall	5/8" x 5/8" x .045" Wall	5/8" x 5/8" x .045" Wall	5/8" x 5/8" x .045" Wall	
Picket Spacing	3.792" between Pickets	3.792" between Pickets	3.792" between Pickets	3.792" between Pickets	
Finial Option		Triad, Quad		Triad, Quad	

* Meets National Pool Code Requirements for Height and Spacing. Check Local Pool Code Requirements.

Residential



1131
3 Rail w/Spear Points
 Heights: 36", 42", 48", 60", 72"




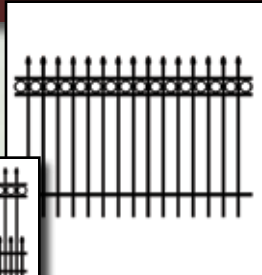
1132
3 Rail w/Alt. Spear Points
 Heights: 36", 42", 48", 60", 72"

Outstanding Features


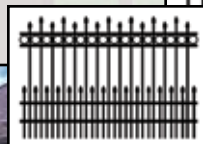

- Certified AAMA 2604-10 Compliant Powder Coated Aluminum Fence.
- No Screws -
 Hidden Picket Fasteners (Patented)
 Hidden Rail Locks (Patented)

- Standard Sections...
 Rack - 20" in 6' sections.
- Sections with Rings...
 Rack - 10" in 6' sections.


1131R (Rings)
3 Rail w/Spear Points
 Heights: 36", 42", 48", 60", 72"




1132R (Rings)
3 Rail w/Alt. Spear Points
 Heights: 36", 42", 48", 60", 72"



PREMIUM ALUMINUM FENCE



1220
2 Rail Flat Top
 Heights: 48"* & 54"*



1230
3 Rail Flat Top
 Heights: 36", 42", 48", 55"*, 60", 72"

- Assembled Sections for Quick Installation.

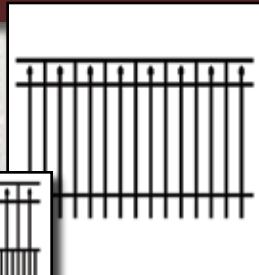
* Meets BOCA Requirements for Height and Spacing. Please Check with Your Local Code Authorities.

§ 30-Year Limited Warranty for Corporate and Government Entities.

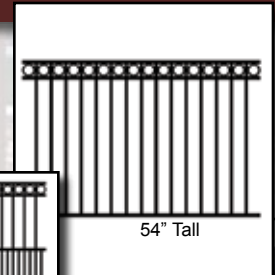
- Reduces Freight Damage with Company Owned Trucks and Securely Packaged Loads.

- Gates - All Rails and Pickets are Welded.
- Lifetime Limited Warranty[§].


1233
3 Rail Flat Top w/Alt. Spear
 Heights: 36", 42", 48", 55"*, 60", 72"



1230R (Rings)
3 Rail Flat Top
 Heights: 36", 42", 48", 54"*, 60", 72"

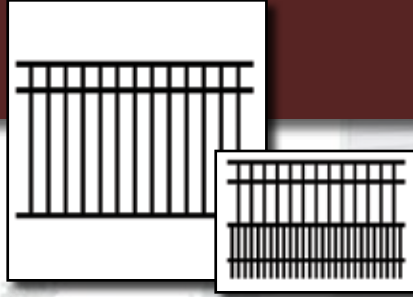


Industrial



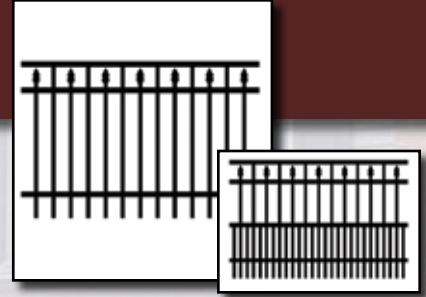
2220
2 Rail Flat Top

Heights: 54"*



2230
3 Rail Flat Top

Heights: 48", 54", 60", 72"



2233
3 Rail Flat Top
w/Alt. Spear

Heights: 48", 54", 60", 72"

* Meets BOCA Requirements for Height and Spacing.
Please Check with Your Local Code Authorities.



2230 - 3 Rail Flat Top - 48"



2230 - 48" Height Gate

• Standard Sections...
Rack - 17" in 6' sections.

• Sections with Rings...
Rack - 10" in 6' sections.

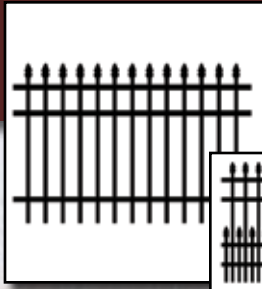


2230 - 3 Rail Flat Top - 54"

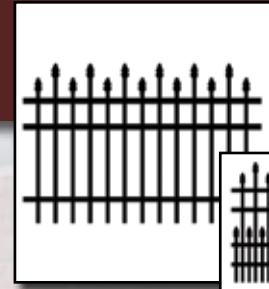





2141 - 4 Rail w/Spear Points - 96"


GRADE ALUMINUM FENCE



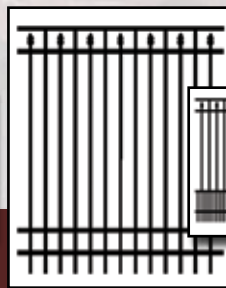
2131
3 Rail
w/Spear Points
 Heights: 48", 54", 60", 72"




2132
3 Rail
w/Alt. Spear Points
 Heights: 48", 54", 60", 72"




2240
4 Rail Flat Top
 Heights: 84" & 96"



2243
4 Rail Flat Top
w/Alt. Spear Points
 Heights: 84" & 96"



2141
4 Rail
w/Spear Points
 Heights: 84" & 96"



2142
4 Rail
w/Alt. Spear Points
 Heights: 84" & 96"



2131 - 3 Rail w/Triad Points - 60"



2230 - 3 Rail Flat Top - 72"

Strong Well

SINGLE & DOUBLE GATES



1230R - Double Drive Gate w/Continuous Arch

- *CourtYard® Gates use Non-corrosive Hardware.*
- *Single Gates up to 16' Wide.*
- *Double Gates up to 32' Wide.*




1233 - 72" Wide Gate w/Standard Brace



1131 - Single 36" Wide



**Stainless Steel
Medium Duty
Hinge**



**Stainless Steel
Gravity Latch**



**CourtYard® Gates -
All rails and Pickets
are welded.**



Locking Latch



Self-Closing Hinge

ded Gates

MATCHING GATES WITH RINGS

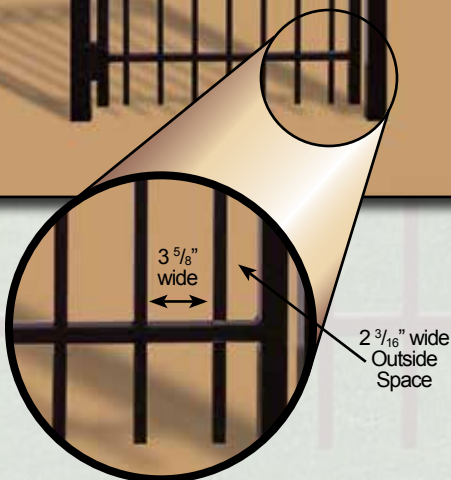
Your Choice - "Perfect Fit" or Standard Gates

- Matching Gates for 3 Residential Styles - 1131R, 1132R & 1230R.
- Available in Straight & Arched.



1230R - 48" Wide Arched "Perfect Fit"

1230R - 36" Wide Straight "Standard"



Gate Width Specifications

1131R & 1230R - "Perfect Fit" Gates

Gate Sizes	# of Pickets	# of Rings	Actual Width	Actual Opening
36" wide	6	7	33"	34 1/2"
42" wide	8	9	41 3/4"	43 1/4"
48" wide	9	10	46 3/16"	47 11/16"
60" wide	12	13	59 3/8"	60 7/8"
72" wide	14	15	68 1/8"	69 5/8"
72" wide	15	16	72 1/2"	74"

1132R - "Perfect Fit" Gates

Gate Sizes	# of Pickets	# of Rings	Actual Width	Actual Opening
36" wide	7	8	37 3/8"	38 7/8"
42" wide	7	8	37 3/8"	38 7/8"
48" wide	9	10	46 3/16"	47 11/16"
60" wide	11	12	55"	56 1/2"
72" wide	13	14	63 3/4"	65 1/4"
72" wide	15	16	72 1/2"	74"

1131R - Standard Gates

Gate Sizes	# of Pickets	# of Rings	Actual Width	Actual Opening	Approx. End Space
36" wide	7	6	34 1/2"	36"	2 3/16"
42" wide	8	7	40 1/2"	42"	3"
48" wide	10	9	46 1/2"	48"	1 9/16"
60" wide	12	11	58 1/2"	60"	3 3/16"
72" wide	15	14	70 1/2"	72"	2 9/16"

1132R - Standard Gates

Gate Sizes	# of Pickets	# of Rings	Actual Width	Actual Opening	Approx. End Space
36" wide	7	6	34 1/2"	36"	2 3/16"
42" wide	9	8	40 1/2"	42"	2 5/32"
48" wide	9	8	46 1/2"	48"	3 25/32"
60" wide	13	12	58 1/2"	60"	1"
72" wide	15	14	70 1/2"	72"	2 9/16"

1230R - Standard Gates

Gate Sizes	# of Pickets	# of Rings	Actual Width	Actual Opening	Approx. End Space
36" wide	7	6	34 1/2"	36"	2 3/16"
42" wide	8	7	40 1/2"	42"	3"
48" wide	10	9	46 1/2"	48"	1 9/16"
60" wide	12	11	58 1/2"	60"	3 3/16"
72" wide	15	14	70 1/2"	72"	2 9/16"

GATE SPECIFICATIONS

Heights: 36", 42", 48", 54"*, 60", 72"

Posts: 2 1/2" x 2 1/2" x .065" Wall w/6" centers

Gate Posts: 2 1/2" Gate Post w/Inserts = .190" Wall

Post Caps: 2 1/2" Flat Cap - Standard (2 1/2" Ball Cap - Optional)

Rails: 1" Height (.100" Wall) x 1 1/8" Width (.100" Wall)

Pickets: 3/4" x 3/4" x .053" Wall

Picket Spacing: 3.65" between pickets

Rings: 3.620" Diameter x .375" Width x .625 Wall

* Meets BOCA Requirements for Height and Spacing.

State ^{OF} THE Art 11-STEP

ALUMINUM
ENTERS THE SYSTEM

HEATED
ALUMINUM ACIDIC
CLEANER

• CLEAN •
CITY WATER RINSE

• CLEANER •
REVERSE
OSMOSIS WATER RINSE

• CLEANEST •
PURE REVERSE
OSMOSIS WATER RINSE

1

2

3

4

5



STEP #1: Our raw premium grade aluminum is inspected to be free of blemishes and is not exposed to the outdoor elements.



The next four stages consist of a:

- STEP #3:** (CLEAN) City water rinse,
- STEP #4:** (CLEANER) Recycling reverse osmosis water rinse,
- STEP #5:** (CLEANEST) Pure reverse osmosis water rinse,
- STEP #6:** (SEALER) Dried in place aluminum sealer.



STEP #2: Product enters heated acidic cleaner stage to remove extrusion and fabrication oils.



DSI is a PCI 4000 certified and verified AAMA 2604-10 and AAMA 2605-11 compliant coating applicator. The powder coating process is accredited by the American Architectural Manufacturing Association and the Powder Coating Institute. Our powder coatings are custom blended from a Super Durable Polyester TGIC (Triglycidylisocyanurate) resin base using premium pigmentation to meet AAMA 2604-10 specifications. Our AAMA 2605-11 is a fluorocarbon polymer resin system.

POWDER COATING PROCESS

DRIED IN PLACE
ALUMINUM
SEALER

AIR KNIFE
REMOVE
WATER DROPS

DRY-OFF
OVEN

POWDER COATING
APPLICATION

1200 DEGREE
INFRARED
STAGE

CONVECTION
OVEN
CURE
STAGE

6

7

8

9

10

11



STEP #7: A 200 MPH air blast removes water drops from the pre-treated product.

STEP #8: A convection oven completes the dry-off process.



STEP #9: Powder application is applied with 12 automated guns. Compressed process air is dried to -35°F Dew Point for superior adhesion and aesthetics. The powder booth contains powder coating overspray with no emissions to the surrounding environment.



STEP #10: Quickly brings the powder coating and substrate to cure temperature for the gel cure stage.

STEP #11: The final step of the powder coating process is the 400 degree cure stage, bonding and adhering the powder coating to the aluminum substrate.



Ten pre-treat system titration checks twice per shift maintain system parameters and ten QC checks are completed every hour on product coming off the production line.



Parts are not touched by human hands during the pre-treat, dry-off, application, and cure process to maintain ultimate cleanliness of parts to be coated.

Features and



**No UNSIGHTLY
SCREWS!**

**ELIMINATE
SCRATCHES**



**Hidden E-Clip
Fasteners
(Patented)**

**Hidden Rail Locks
(Patented)**



**Finials
Spear • Quad • Triad**


- *Aluminum Alloy*
- *Posts: 6063 - T6*
- *Rails: 6063 - T6*
- *Pickets: 6063 - T52*




**Touch Up
Cans and
Pens**




STANDARD COLORS



Satin Black
DSI 101



Gloss White
DSI 102



Gloss Beige
DSI 104



Black Fine Texture
DSI 106



Bronze Fine Texture
DSI 107




Speckled Walnut
DSI 121




DSI 110 (Optional)
Gold Accent
Fine Texture



Sandy Shore
DSI 122




White Fine Texture
DSI 123




Chocolate
DSI 124



Silver*
DSI 125



Clay
DSI 128



Ninety Bronze
DSI 131

Colors shown are a close representation of the true color. Please consult actual samples for accurate powder coating colors.

* 15% upcharge applies to Silver with minimum order

Special Options



Standard Residential Section - Racks 20" in a 6' Section
 Residential Section w/Rings - Racks 10" in a 6' Section
 Double Punching Increases Racking Angle



Short Picket Option (Flat Rail Option Shown)


- *Per Foot Sections... Available from 3' to 6'* (Even spacing between verticals)
- *Per Inch Sections... Available from 36" to 72"* (Ring models do not apply)



Flat Post Caps Ball



Gold Options




2-1/2" Post Mount Flair



Industrial Residential Wall Mount



Residential Industrial Swivel Mount



2-1/2" Post Mount

SPECIFICATIONS

Residential Premium

	1131	1132	1220	1230	1233
Fence Heights	36", 42", 48", 60", 72"	36", 42", 48", 60", 72"	48"* , 54"*	36", 42", 48", 55"* , 60", 72"	36", 42", 48", 55"* , 60", 72"
Posts	2 1/2" x 2 1/2" x .065" wall w/6" centers	2 1/2" x 2 1/2" x .065" wall w/6" centers	2 1/2" x 2 1/2" x .065" wall w/6" centers	2 1/2" x 2 1/2" x .065" wall w/6" centers	2 1/2" x 2 1/2" x .065" wall w/6" centers
Gate Posts	2 1/2" Gate Post w/Inserts = .190" Wall	2 1/2" Gate Post w/Inserts = .190" Wall	2 1/2" Gate Post w/Inserts = .190" Wall	2 1/2" Gate Post w/Inserts = .190" Wall	2 1/2" Gate Post w/Inserts = .190" Wall
Post Caps	2 1/2" Flat Cap/Standard 2 1/2" Ball Cap/Optional	2 1/2" Flat Cap/Standard 2 1/2" Ball Cap/Optional	2 1/2" Flat Cap/Standard 2 1/2" Ball Cap/Optional	2 1/2" Flat Cap/Standard 2 1/2" Ball Cap/Optional	2 1/2" Flat Cap/Standard 2 1/2" Ball Cap/Optional
Rails	1" Height x .085" Wall x 1 1/8" Width x .065" Wall	1" Height x .085" Wall x 1 1/8" Width x .065" Wall	1" Height x .085" Wall x 1 1/8" Width x .065" Wall	1" Height x .085" Wall x 1 1/8" Width x .065" Wall	1" Height x .085" Wall x 1 1/8" Width x .065" Wall
Pickets	3/4" x 3/4" x .053" Wall	3/4" x 3/4" x .053" Wall	3/4" x 3/4" x .053" Wall	3/4" x 3/4" x .053" Wall	3/4" x 3/4" x .053" Wall
Picket Spacing	3.65" between Pickets	3.65" between Pickets	3.65" between Pickets	3.65" between Pickets	3.65" between Pickets
Finial Option	Triad, Quad	Triad, Quad			Triad, Quad

* Meets BOCA Requirements for Height and Spacing.

Residential Premium - with Rings

	1131R	1132R	1230R
Fence Heights	36", 42", 48", 60", 72"	36", 42", 48", 60", 72"	36", 42", 48", 55"* , 60", 72"
Posts	2 1/2" x 2 1/2" x .065" wall w/6" centers	2 1/2" x 2 1/2" x .065" wall w/6" centers	2 1/2" x 2 1/2" x .065" wall w/6" centers
Gate Posts	2 1/2" Gate Post w/Inserts = .190" Wall	2 1/2" Gate Post w/Inserts = .190" Wall	2 1/2" Gate Post w/Inserts = .190" Wall
Post Caps	2 1/2" Flat Cap/Standard 2 1/2" Ball Cap/Optional	2 1/2" Flat Cap/Standard 2 1/2" Ball Cap/Optional	2 1/2" Flat Cap/Standard 2 1/2" Ball Cap/Optional
Rails	1" Height x .085" Wall x 1 1/8" Width x .065" Wall	1" Height x .085" Wall x 1 1/8" Width x .065" Wall	1" Height x .085" Wall x 1 1/8" Width x .065" Wall
Pickets	3/4" x 3/4" x .053" Wall	3/4" x 3/4" x .053" Wall	3/4" x 3/4" x .053" Wall
Picket Spacing	3.65" between Pickets	3.65" between Pickets	3.65" between Pickets
Finial Option	Triad, Quad	Triad, Quad	
Rings	3.620" Diameter x .375" Width x .625" Wall	3.620" Diameter x .375" Width x .625" Wall	3.620" Diameter x .375" Width x .625" Wall

* Meets BOCA Requirements for Height and Spacing.

Industrial

	2131/2141*	2132/2142*	2220	2230/2240*	2233/2243*
Fence Heights	48", 54", 60", 72"	48", 54", 60", 72"	54"*	48", 54", 60", 72"	48", 54", 60", 72"
Posts	2 1/2" x 2 1/2" x .090" wall w/96" centers	2 1/2" x 2 1/2" x .090" wall w/96" centers	2 1/2" x 2 1/2" x .090" wall w/96" centers	2 1/2" x 2 1/2" x .090" wall w/96" centers	2 1/2" x 2 1/2" x .090" wall w/96" centers
* Fence Heights	84", 96" - 2141	84", 96" - 2142		84", 96" - 2240	84", 96" - 2243
Posts	2 1/2" x 2 1/2" x .090" wall w/96" centers	2 1/2" x 2 1/2" x .090" wall w/96" centers	2 1/2" x 2 1/2" x .090" wall w/96" centers	2 1/2" x 2 1/2" x .090" wall w/96" centers	2 1/2" x 2 1/2" x .090" wall w/96" centers
Gate Posts	2 1/2" x .090" Wall Gate Post w/Insert = .215" Wall or 4" x 4" x .125" Wall	2 1/2" x .090" Wall Gate Post w/Insert = .215" Wall or 4" x 4" x .125" Wall	2 1/2" x .090" Wall Gate Post w/Insert = .215" Wall or 4" x 4" x .125" Wall	2 1/2" x .090" Wall Gate Post w/Insert = .215" Wall or 4" x 4" x .125" Wall	2 1/2" x .090" Wall Gate Post w/Insert = .215" Wall or 4" x 4" x .125" Wall
Post Caps	2 1/2" or 4" Flat Cap/Std. Ball Cap/Optional	2 1/2" or 4" Flat Cap/Std. Ball Cap/Optional	2 1/2" or 4" Flat Cap/Std. Ball Cap/Optional	2 1/2" or 4" Flat Cap/Std. Ball Cap/Optional	2 1/2" or 4" Flat Cap/Std. Ball Cap/Optional
Rails	1 1/2" Height x .100" Wall x 1 1/2" Width x .070" Wall	1 1/2" Height x .100" Wall x 1 1/2" Width x .070" Wall	1 1/2" Height x .100" Wall x 1 1/2" Width x .070" Wall	1 1/2" Height x .100" Wall x 1 1/2" Width x .070" Wall	1 1/2" Height x .100" Wall x 1 1/2" Width x .070" Wall
Pickets	1" x 1" x .065" Wall	1" x 1" x .065" Wall	1" x 1" x .065" Wall	1" x 1" x .065" Wall	1" x 1" x .065" Wall
Picket Spacing	3 3/4" between Pickets	3 3/4" between Pickets	3 3/4" between Pickets	3 3/4" between Pickets	3 3/4" between Pickets
Finial Option	Triad, Quad	Triad, Quad			Triad, Quad

Quality Products By:



D I S T R I B U T E D B Y :



Circle of Commitment
Dynamic • Solutions • Innovation

Manufacturing Plants:

• Bremen, IN • Randleman, NC • Sarcoxie, MO • Valdosta, GA



Manufacturer of
Verified Components