

THE PREMIUM COLLECTION

PRODUCT CATALOG



Sit Back,
Relax, and
Enjoy



SUPERIOR PRIVACY FENCE

Superior Specifications

Heights: 48", 60", 72", 84"*, 96"*

(84"*, 96"* with Aluminum Reinforced Mid-rail)

Width: 8' Sections

11.28" Snap Lock Tongue & Groove Verticals

Aluminum Reinforced Bottom Rail

Heavy Wall 5" Posts (.150" Wall)

Flat Post Caps Standard

7° Rackable Section Optional

(Racks 12" per 8' Sections)

Colors: White or Tan

*Aluminum Stiffeners Required in All Line & End Posts for 84" & 96" Heights.



11.28" Snap Lock
Tongue & Groove Verticals

Standard Gates

Single Width: 36", 42", 48", 60", 72"

Double Width: 72", 84", 96", 120", 144"

Aluminum Post Stiffeners: Gate Posts

Aluminum Reinforced Frame

Available in: Straight & Convex Only

Larger Aluminum Framed Gates Available



60" Straight Superior (Tan)



72" Straight Superior (White)

Between work, school, and sports, there is little time left to spend with family, friends, and to simply enjoy a beautiful day. By turning your backyard into a beautiful secluded playground, keeping your pool private, or a harmonious retreat to unwind at the end of a long day, our Premium Collection of Privacy Fencing gives back some of your precious time.



72" Convex Superior (Tan)

MAJESTIC PRIVACY FENCE

Majestic Specifications

Heights: 48", 60", 72", 84", 96"
 Width: 8' Sections
 11.28" Snap Lock Tongue & Groove Verticals
 Aluminum Reinforced Bottom Rail
 Heavy Wall 5" Posts (.150" Wall)
 Flat Post Caps Standard
 7° Rackable Section Optional
 (Racks 12" per 8' Sections)
 Colors: White or Tan
 *Aluminum Stiffeners Required in ALL Line & End Posts for 84" & 96" Heights.

Standard Gates

Single Width: 36", 42", 48", 60", 72"
 Double Width: 72", 84", 96", 120", 144"
 Aluminum Post Stiffeners: Gate Posts
 Aluminum Reinforced Frame



72" Majestic (White)

KINGSTON PRIVACY FENCE

Kingston Specifications

Heights: 48", 60", 72", 84", 96"
 Width: 8' Sections
 11.28" Snap Lock Tongue & Groove Verticals with 1³/₈" Square Spindle Accent and Decorative "Bread Loaf" Top Rail
 Aluminum Reinforced Bottom Rail

Heavy Wall 5" Posts (.150" Wall)
 Flat Post Caps Standard
 7° Rackable Section Optional
 (Racks 12" per 8' Sections)
 Sunburst Section or Gate Optional
 Colors: White or Tan


Standard Gates

Single Width: 36", 42", 48", 60", 72"
 Double Width: 72", 84", 96", 120", 144"

Aluminum Post Stiffeners: Gate Posts
 Aluminum Reinforced Frame



72" Kingston with Sunburst Gate Option (White)



72" Kingston (White)



WESTWOOD PRIVACY FENCE

Westwood Specifications

Heights: 60", 72"

Width: 8' Sections

11.3" Triple Panel Tongue & Groove Verticals

Aluminum Reinforced Bottom Rail

Standard Wall 5" Posts (.130" Wall)

Flat Post Caps Standard

7° Rackable Section Optional

(Racks 12" per 8' Sections)

Colors: White, Tan or Sierra

Standard Gates

Single Width: 36", 42", 48", 60", 72"

Double Width: 72", 84", 96", 120", 144"

Aluminum Post Stiffeners: Gate Posts


Aluminum Reinforced Frame




72" Westwood (White)



72" Westwood (White)



Aluminum Reinforced Bottom Rail



Tongue and Groove Verticals




Woodgrain Texture



White



Tan



Sierra

Colors shown are a representation of the true color.
Please consult actual samples for colors.



72" Westwood (Sierra)

DESIGNER PRIVACY FENCE

Features

- 48", 60", 72" Heights
- Aluminum Frames Can Be Purchased Separately
(Frames Include: Rail, Posts and Caps)
- 8' Sections Standard (4', 5', 6', 7' Sections Optional)
- Optional Vinyl or Acrylic ASA In-fills (Vertical Panels and Side Channels)
- 12 Standard Verified AAMA 2604 & 2605 Compliant Powder Coated Aluminum Component and Gate Frame Colors
- 7 Standard In-fill Colors
- Lifetime Limited Warranty
- Virtually Maintenance Free

* Buy the Complete System or Purchase Components*


Aluminum Components And Gate Frame Colors



DSI 101
Satin Black



DSI 102
Gloss White




DSI 104
Gloss Beige



DSI 106
Black
Fine Texture




DSI 107
Bronze
Fine Texture




DSI 121
Speckled
Walnut




DSI 122
Sandy
Shore




DSI 123
White Fine
Texture




DSI 124
Chocolate



DSI 125
Silver



DSI 128
Clay



DSI 131
Ninety
Bronze

Optional In-Fill Materials & Colors

Westwood
Mocha




Westwood
Stone



Westwood
Sierra




Westwood
Tan



Westwood
White



Snap-Lock
T&G Tan



Snap-Lock
T&G White



All colors shown
are a close
representation
of the true color.
Please consult
actual samples for
accurate powder
coating colors.



72" (Westwood Sierra)



72" (Westwood White)

Assembled Matching Gate Frames Can Be Purchased Separately



72" Gate (Westwood Tan)

PRINCETON

SEMI-PRIVACY FENCE



Princeton Specifications

Heights: 48", 60", 72"

(60" and 72" Heights include Mid-rail with Internal Horizontal Rail Support)

Width: 8' Sections

$7/8"$ x $6"$ & $7/8"$ x $1 1/2"$ Alternating Verticals with

$1 1/16"$ Spacing Between Verticals

Aluminum Reinforced Bottom Rail

Heavy Wall 5" Posts (.150" Wall)

Flat Post Caps Standard

Colors: White or Tan

Standard Gates

Single Width: 36", 42", 48", 60", 72"

Double Width: 72", 84", 96", 120", 144"

Aluminum Post Stiffeners: Gate Posts

Aluminum Reinforced Frame



PRESTIGE

SEMI-PRIVACY FENCE



Prestige Specifications

Heights: 48", 60", 72"

(60" and 72" Heights include Mid-rail with

Internal Horizontal Rail Support)

Width: 8' Sections

$7/8"$ Spacing Between Verticals

Aluminum Reinforced Bottom Rail

Heavy Wall 5" Posts (.150" Wall)

Flat Post Caps Standard

Colors: White or Tan

Standard Gates

Single Width: 36", 42", 48", 60", 72"

Double Width: 72", 84", 96", 120", 144"

Aluminum Post Stiffeners: Gate Posts

Aluminum Reinforced Frame



DYNASTY

SEMI-PRIVACY FENCE

Dynasty Specifications

Heights: 48", 60", 72"

Width: 8' Sections

$\frac{7}{8}$ " Spacing Between Verticals

$\frac{7}{8}$ " X 6" Verticals

Aluminum Reinforced Bottom Rail

Heavy Wall 5" Posts (.150" Wall)

Flat Post Caps Standard

Colors: White or Tan

Standard Gates

Single Width: 36", 42", 48", 60", 72"


Double Width: 72", 84", 96", 120", 144"

Aluminum Post Stiffeners: Gate Posts

Aluminum Reinforced Frame



72" Dynasty (White)



Aluminum Reinforced
Bottom Rail

72" Dynasty (Tan)

REMINGTON PICKET FENCE

Remington Specifications

Heights: 48", 60", 72"
 Width: 8' Sections
 1 $\frac{3}{8}$ " x 1 $\frac{3}{8}$ " Pickets
 2" Spacing Between Pickets
 Aluminum Reinforced Bottom Rail
 Heavy Wall 5" Posts (.150" Wall)
 Trim Post Caps Standard
 Colors: White or Tan

Standard Gates

Single Width: 36", 42", 48", 60", 72"
 Double Width: 72", 84", 96", 120", 144"
 Aluminum Post Stiffeners: Gate Posts
 Aluminum Reinforced Frame



48" Remington (White)


ELITE PICKET FENCE

Elite Specifications

Heights: 36", 42", 48"
 Width: 6' Sections
 1 $\frac{1}{2}$ " Wide Pickets
 1 $\frac{1}{2}$ " Spacing Between Pickets
 Heavy Wall 4" Posts (.160" Wall)
 Aluminum Bottom Rail
 Gothic Post Caps Standard
 Straight, Concave, and Convex Styles Standard
 Colors: White or Tan

Standard Gates

Single Width: 36", 42", 48", 60", 72"
 Double Width: 72", 84", 96", 120", 144"
 Aluminum Post Stiffeners: Gate Posts
 Aluminum Reinforced Frame
 Available in: Straight, Concave & Convex



Patented Hidden Picket Attachment
 For Elite, Supreme, and Sterling Picket Fencing
 (Internal View)
 No Unsightly Screws or Cap Plugs



42" Elite Concave (White)

SUPREME PICKET FENCE

Supreme Specifications

Heights: 48", 60", 72"

Width: 8' Sections

3" Wide Pickets

1³/₄" Spacing Between Pickets

Heavy Wall 5" Posts (.150" Wall)

Gothic Post Caps Standard

Straight, Concave, and Convex Styles Standard

Colors: White or Tan

Standard Gates

Single Width: 36", 42", 48", 60", 72"

Double Width: 72", 84", 96", 120", 144"

Aluminum Post Stiffeners: Gate Posts

Aluminum Reinforced Frame

Available in: Straight, Concave & Convex



STERLING PICKET FENCE

Sterling Specifications

Heights: 36", 42", 48"

Width: 6' Sections

3" Wide Pickets

1³/₄" Spacing Between Pickets

Heavy Wall 4" Posts (.160" Wall)

Gothic Post Caps Standard

Straight, Concave, and Convex Styles Standard

Colors: White or Tan

Standard Gates

Single Width: 36", 42", 48", 60", 72"

Double Width: 72", 84", 96", 120", 144"

Aluminum Post Stiffeners: Gate Posts

Aluminum Reinforced Frame

Available in: Straight, Concave & Convex



NOBLE ORNAMENTAL FENCE

Noble Specifications

Heights: 36", 42", 48", 60"
 Width: 6' Sections
 3³/₈" Spacing Between Pickets
 1" X 1" Pickets
 Heavy Wall 4" Posts (.160" Wall)
 Aluminum Reinforced Rails
 Gothic Post Caps Standard
 Colors: White or Tan

Standard Gates

Single Width: 36", 42", 48", 60", 72"
 Double Width: 72", 84", 96", 120", 144"
 Aluminum Post Stiffeners: Gate Posts
 Aluminum Reinforced Frame



60" Noble (White)

REGAL ORNAMENTAL FENCE

Regal Specifications

Heights: 36", 42", 48"
 Width: 6' Sections
 3³/₈" Spacing Between Pickets
 1" X 1" Pickets
 Heavy Wall 4" Posts (.160" Wall)
 Aluminum Reinforced Rails
 Gothic Post Caps Standard
 Colors: White or Tan

Standard Gates

Single Width: 36", 42", 48", 60", 72"
 Double Width: 72", 84", 96", 120", 144"
 Aluminum Post Stiffeners: Gate Posts
 Aluminum Reinforced Frame



42" Regal (White)



Just imagine, watching the children play in the yard, the dog running with them, and you, relaxing on a warm sunny day. These are the good times.

COLONIAL ORNAMENTAL FENCE

Colonial Specifications

Heights: 36", 42", 48", 50¹/₂"*, 60", 72"
 (50¹/₂", 60", and 72" Heights Include Aluminum Reinforced Bottom Rail)
 (60" and 72" Heights Include Mid-rail)
 Width: 6' Sections
 2⁷/₈" Spacing Between Pickets
 7⁷/₈" X 1¹/₂" Pickets
 Heavy Wall 4" Posts (.160" Wall)
 Flat Post Caps Standard
 Colors: White or Tan

*50¹/₂" Colonial Pool Fence Meets BOCA Requirements for Height & Spacing.


Standard Gates

Single Width: 36", 42", 48", 60", 72"
 Double Width: 72", 84", 96", 120", 144"
 Aluminum Post Stiffeners: Gate Posts
 Aluminum Reinforced Frame
 Available in: Convex



60" Colonial with Mid-Rail (White)

DURABLE GATE SYSTEMS



- 1 FEATURE** - Gate perimeter fully reinforced with corrosion resistant aluminum channel.
BENEFIT - Gate stays square.
- 2 FEATURE** - Heavy duty aluminum gate post stiffeners (recommended option).
BENEFIT - Posts remain rigid for accurate gate closure.
- 3 FEATURE** - Adjustable hinge hardware and latch are Verified AAMA 2604 Powder Coated.
BENEFIT - Hinges are corrosion resistant with easy adjustment for accurate alignment.
- 4 FEATURE** - Stainless steel fastener screws used on gate assembly, hinge, and latch hardware.
BENEFIT - Corrosion resistant screws fastened through vinyl and aluminum for positive long-term strength.



Center Post
Cross-Section

- Factory Designed and Assembled
- Long-term solutions to Traditional Gate Problems
- Structural Integrity is Built into this Gate System



Removable Center Post
is Recommended on Double Gates

MORE GREAT VINYL PRODUCTS

Why stop with Fencing? We are proud to offer a complete line of vinyl product solutions. With our five signature styles of PolyRail® Vinyl Railing, or residential and equine friendly Post & Rail Vinyl Fencing, there is sure to be an answer to your outdoor needs. Our PolyRail® Vinyl Fencing even features our new "Green Series" Privacy & Picket Fencing. All of our vinyl products include a transferable lifetime warranty for your peace of mind.


Visit www.diggerspecialties.com to view more great vinyl product solutions.



POST & RAIL
VINYL FENCING



Designer
Vinyl Fencing



Made in the USA

BY SAVING TIME WITH VIRTUALLY MAINTENANCE FREE VINYL PRODUCTS AND HAVING A TRANSFERABLE LIFETIME WARRANTY, YOU'LL HAVE TIME FOR THOSE THINGS MOST IMPORTANT IN YOUR LIFE.



Transferable Lifetime Warranty

Material Specifications:

Rigid P.V.C. exterior profiles, used for Polyvinyl Fence systems, contain impact modifiers for cold weather and Titanium Dioxide for ultraviolet light resistance. These profiles meet or exceed the specification F-964 established by ASTM.



Made in the USA



www.diggerspecialties.com



Quality Products By:



D I S T R I B U T E D B Y :