

# CHR

## ALUMINUM

ADA  
COMPLIANT



### ADA Compliant Railing System Includes:

- 1 3/8" Aluminum Rail
- 1/8" Collar Ring (to cover splice)
- Strong Internal Connector
- Continuous 180° Handrail Return
- Tapered 1-piece Wall Return
- Beveled Internal End Cap
- Verified AAMA 2604-05 Compliant Powder Coating
- Lifetime Warranty
- Virtually Maintenance Free



Collar Ring  
(to cover splice)



Inside Corner Mount



Wall Mount

## Colors


Standard Colors Shown Below - Custom Colors Available




DSI 101  
Satin Black



DSI 106  
Black Fine Texture



DSI 103  
Metallic Bronze




DSI 107  
Metallic Bronze  
Fine Texture



DSI 111  
Evergreen



DSI 104  
Gloss Beige



DSI 102  
Gloss White

Colors shown are a close representation of the true color. Please consult actual samples for accurate powder coating colors.

# CHR

Continuous Handrail  
**ALUMINUM**



1 3/8" Handrail  
(Aluminum)



Internal Connector



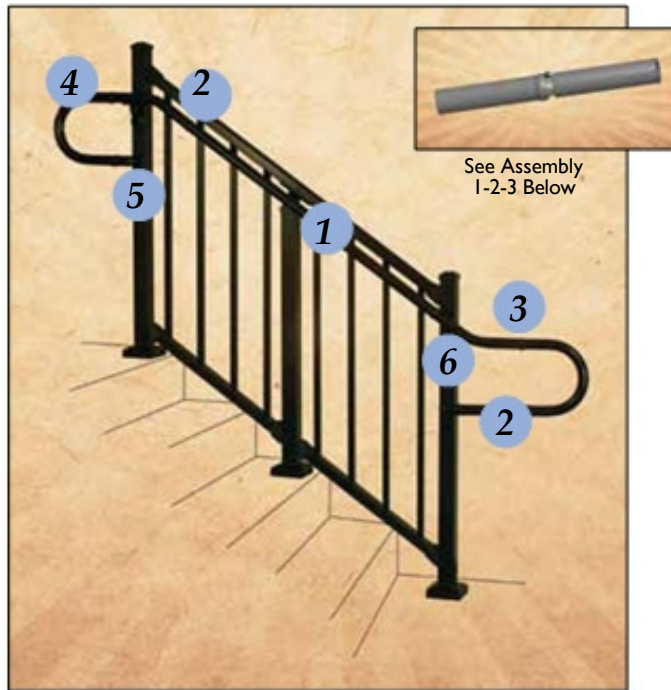
1/8" Collar Rings  
(to cover splice)



Handrail Return  
(180° Elbow)



Wall Return



Handrail Elbows  
(5°, 31°, 34° and 36° Elbows)



Handrail Elbow  
(90° Elbow)



Inside Corner Mount



Internal End Cap



Wall Mount



Manufacturer of  
Verified Components



National Association  
of Home Builders  
Member



DISTRIBUTED BY:

**MMC Fencing & Railing**

**866-931-5002**